



HM SR. SEC. SCHOOL

CBSE AFFILIATED #531025 SHEETLA COLONY GURUGRAM

Holiday Homework (2026-27)

Nursery

Name : _____



Summer is messy,
Summer is fun,
Trips to the beach,
In the hot, hot Sun,
Let's give summer,
A big fat cheer!
Summer is the best time of the year.

Dear Parent,

Children are born with natural curiosity and inquisitiveness about the world around them. It is important for us to help them keep this spark alive and to make learning fun.

Summer Vacation is just round the corner, let every moment of this vacation be a time to unite, connect and enjoy beautiful moments with your child.

Here are some activities given to help your child become independent and confident:-

Independent Me

- Buttoning and Unbuttoning
- Put on your Socks and Shoes
- Keeping belongings back in their place
- Filling the water bottles
- Keeping room clean and well-organized
- Tear a Chapati and eat your Meal on your own

Alone we can do so little; together we can do so much. (Social Skills)

- Wish your elders with a smile
- Go outdoors and play with your friends
- Use magical words: Sorry, Please, Excuse Me, Thank You

One, who maintains cleanliness, keeps away diseases. (Personal Hygiene)

- Brushing teeth twice a day.
- Combing hair regularly
- Bathing everyday
- Washing hands before and after meals.

Reading is Fun

Children are made readers on the laps of their parents.

- Make reading a regular practice with pictures and large text.
- Make bed-time stories a part of your child's daily routine.

The teachers are trying to encourage the children to use simple words , phrases and sentences in school and at home like.



ALL ABOUT ME

- What is your name?
- How old are you?
- In which class do you read?
 - What is the name of your school?
 - What is the name of your teacher?
 - What is your father and mother name?
- May I come in ma'am?
- May I Drink water?
- May I go to the toilet?
- I m feeling hungry.
- Please give me a glass of water.
- Please trim my nails.
- Please tell me a story.



LET'S IMBIBE SOME MORAL VALUES AND SAVE THE ENVIRONMENT.....

Make your child a responsible citizen:

1. Motivate him/ her to never throw the wrappers round.
 - Find a bin nearby and put the wrapper in it.
 - No dustbin nearby: put the wrapper in your pocket and a put it in dustbin when you find one.
 - Encourage them to make a small bin for the car or carry an eco-friendly bag to dispose off any wrappers. 'NEVER THROW THEM ON STREETS'.
2. 'RESOURCES ONCE WASTED CAN NOT BE USED BY ANYONE'.
 - Motivate the students to turn off lights and other electrical appliances whenever they leave the room.
 - Guide your child to take a small portion of serving (food) in the plate, so as he/she can finish the food.

Guide your child not to waste water.

Every drop is precious

English Worksheet No. 1

Draw a line to match the uppercase letters.

A

B

E

E

B

D

C

A

D

C

English Worksheet No. 2
Circle the correct Letter (A – E)



B A C D E

A B C D E



E D A B C

B A C D E

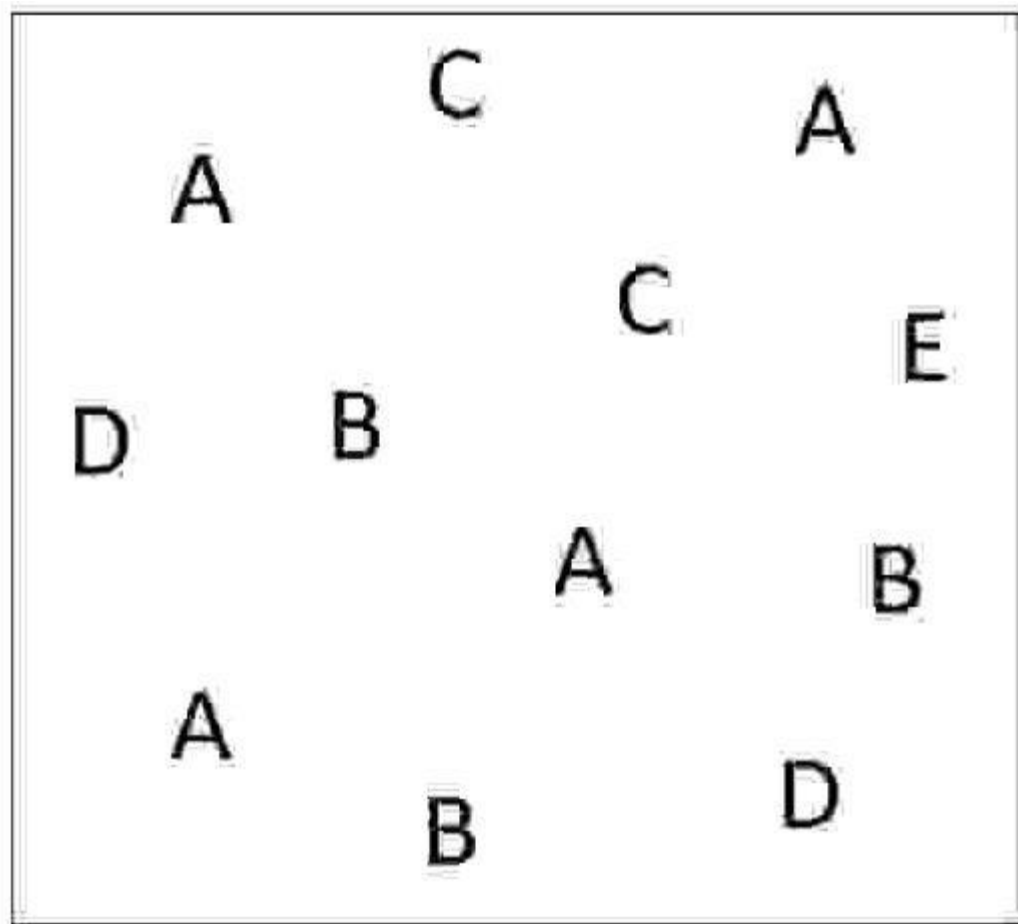


A B E D C

English Worksheet No. 3




Circle the letter 'A'



English Worksheet No. 4

Color the picture



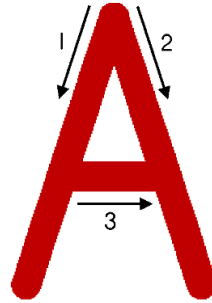
Apple



Ant



Alligator



Trace the letter

Hindi Worksheet No. 1

सही अक्षर पर गोला लगाओ (अ - अः)



औ ऐ ए



अं ऊ ऋ



उ ऐ अः



अ आ ओ



औ अः इ



अं ए इ



उ अ ओ




आ ए ऋ



इ ऊ उ

Hindi Worksheet No. 2

चित्र को देखे और उसके नाम के पहले वर्ण पर गोला बनाए।

	उ अ ऐ
	आ अ ए
	आ उ इ
	ई अ अं
	अ उ आ

Hindi Worksheet No. 3

चित्र देखकर सही स्वर से मिलान करें।


आ



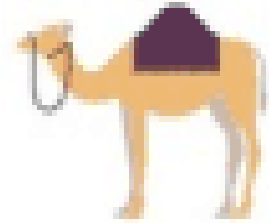
अ



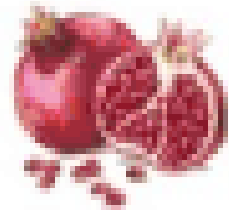
उ



औ



इ



ई

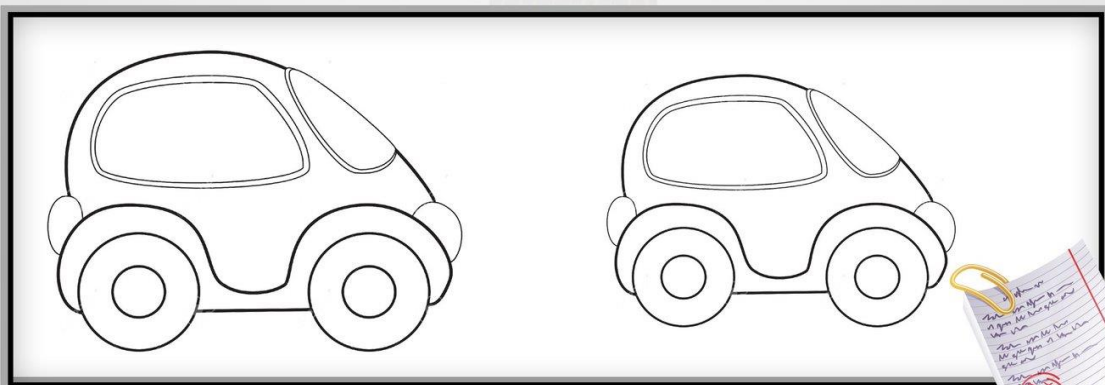




Maths Worksheet No. 1

Big and Small

MATHSDIARY.COM

Colour the one that is **BIGGER** and circle the one that is **SMALLER** in each set.



Maths Worksheet No. 2

Draw lines to connect the numbers and pictures that go together.

1




2



3



4



5



6



Maths Worksheet No. 3

In each row, count the hearts and circle the correct number.




1 3 2




2 4 1



5 3 2





4 1 5



2 4 3

Drawing Worksheet No. 1

Trace and Colour



Drawing Worksheet No. 2

Painting: Cotton Dabbing

Colour the following image using cotton dabbing painting technique.





**Sweet as a berry, Summer is merry
Cool fruits and lemonade
A memory that will never fade
Vacations are always FUN
Remember not to go out in the sun!**



HAPPY
Holidays